




## Microsoft Authenticator

Download the [Microsoft Authenticator](#) for your mobile phone.

Microsoft is mandating this move to improve the security of Microsoft 365 logins.

 greenrubino  
tech@greenrubino.com

### Reduce the risk of attack


99.9% of organization account compromise could be stopped by using multifactor authentication. Enable security defaults to apply Microsoft's best security practices.

**Once enabled**  
We will ask everyone in your organization to register for multifactor authentication on the Microsoft Authenticator app. [Learn More](#).

Security Defaults will be **enabled automatically** for your organization in 11 days.

[Ask later](#) [Enable security defaults](#)

Below are the prompts you will receive during the app registration process.

 greenrubino  
tinam@greenrubino.com

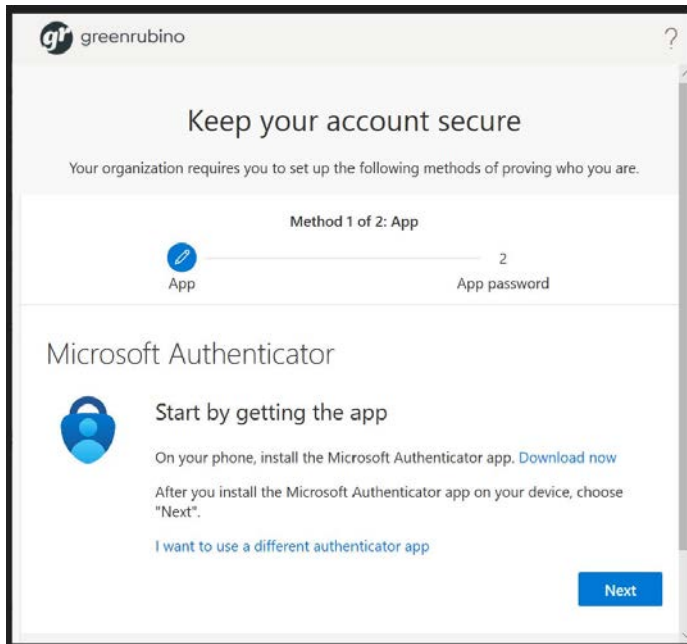
### More information required

Your organization needs more information to keep your account secure

[Use a different account](#)

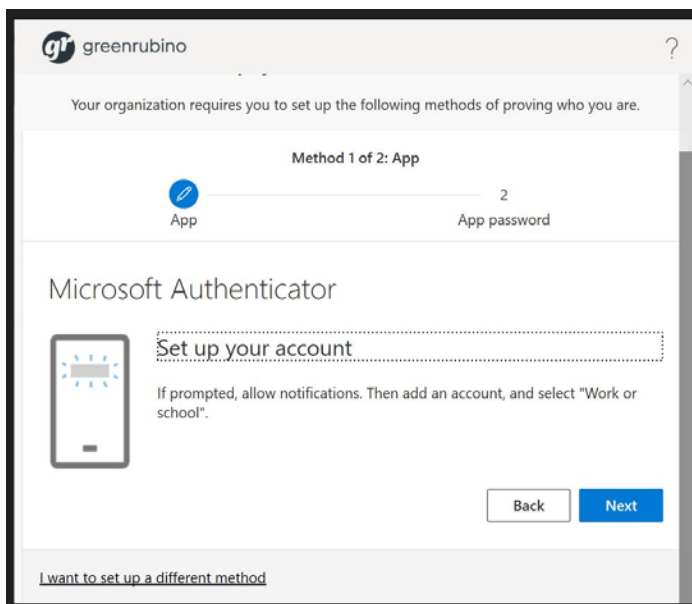
[Next](#)

You should have downloaded the app. Please use the MS app



Please allow notifications and select Work or school if prompted.

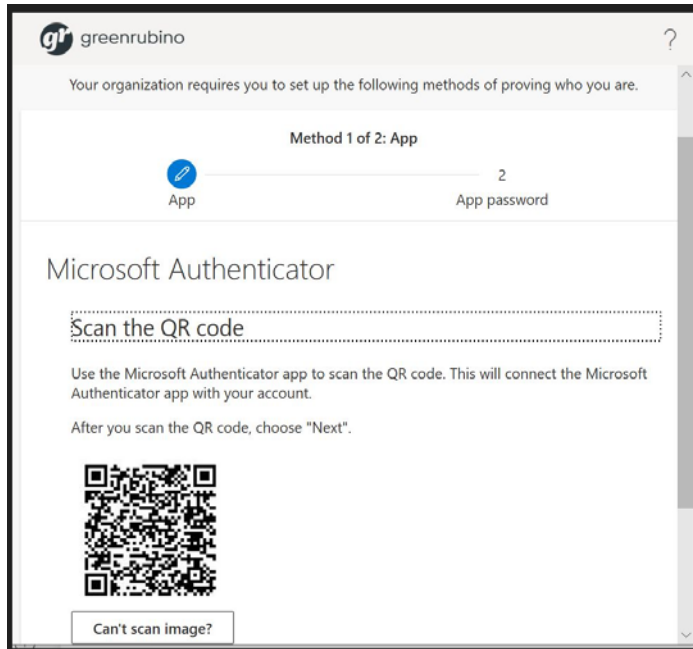
If not, select "Next"



Open the Microsoft Authenticator on your mobile phone.

Bottom-right corner select "Verified IDs"

Select that and then select "Scan QR code"



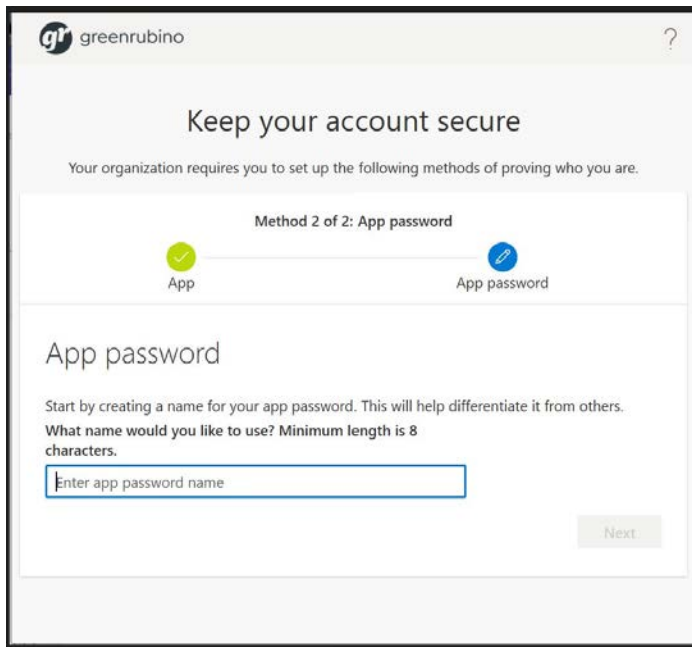
You should get a push notification requesting sign-in approval.

Approve it. It will sign you in but you may get signed out and need

Sign-in again with a second approval.

This last screen you can close. We are not using app password.

No action needed here



The screenshot shows a Microsoft account security page for the user 'greenrubino'. The page title is 'Keep your account secure'. Below the title, it states 'Your organization requires you to set up the following methods of proving who you are.' A progress bar indicates 'Method 2 of 2: App password'. The progress bar has two steps: 'App' (marked with a green checkmark) and 'App password' (marked with a blue pencil icon). The main heading is 'App password'. Below this, it says 'Start by creating a name for your app password. This will help differentiate it from others. What name would you like to use? Minimum length is 8 characters.' There is a text input field with the placeholder text 'Enter app password name' and a 'Next' button to the right.

greenrubino ?

## Keep your account secure

Your organization requires you to set up the following methods of proving who you are.

Method 2 of 2: App password

App App password

### App password

Start by creating a name for your app password. This will help differentiate it from others.  
What name would you like to use? Minimum length is 8 characters.

Next